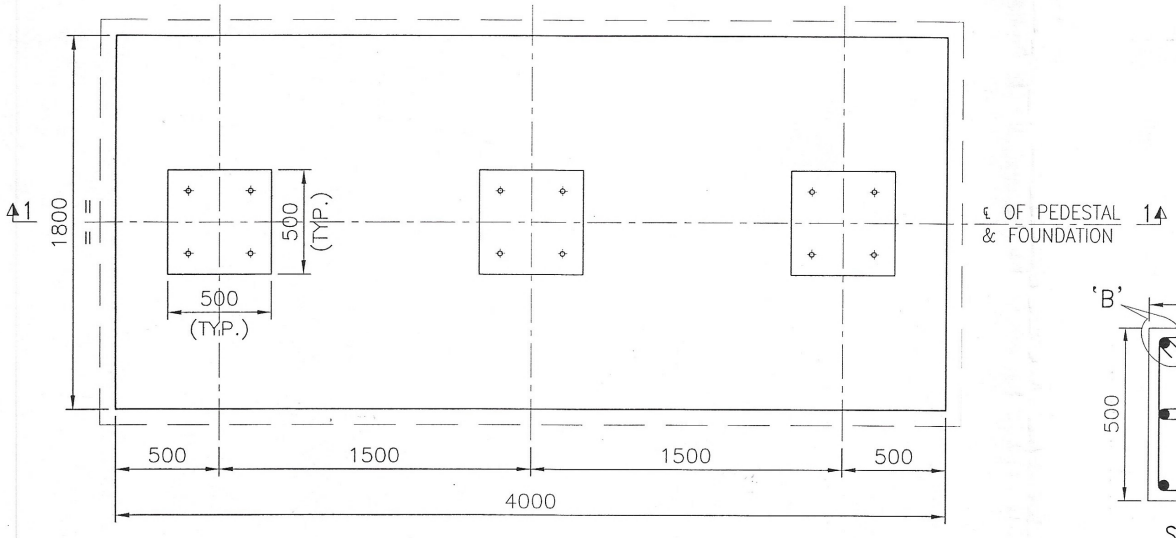

FOUNDATION PLAN FOR CT & PT

(FOR ORIENTATION & LOCATION OF FOUNDATION REFER FOUNDATION LAYOUT)

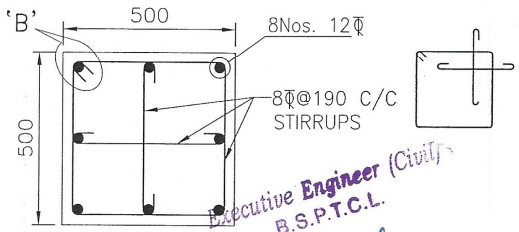

SECTION 2-2

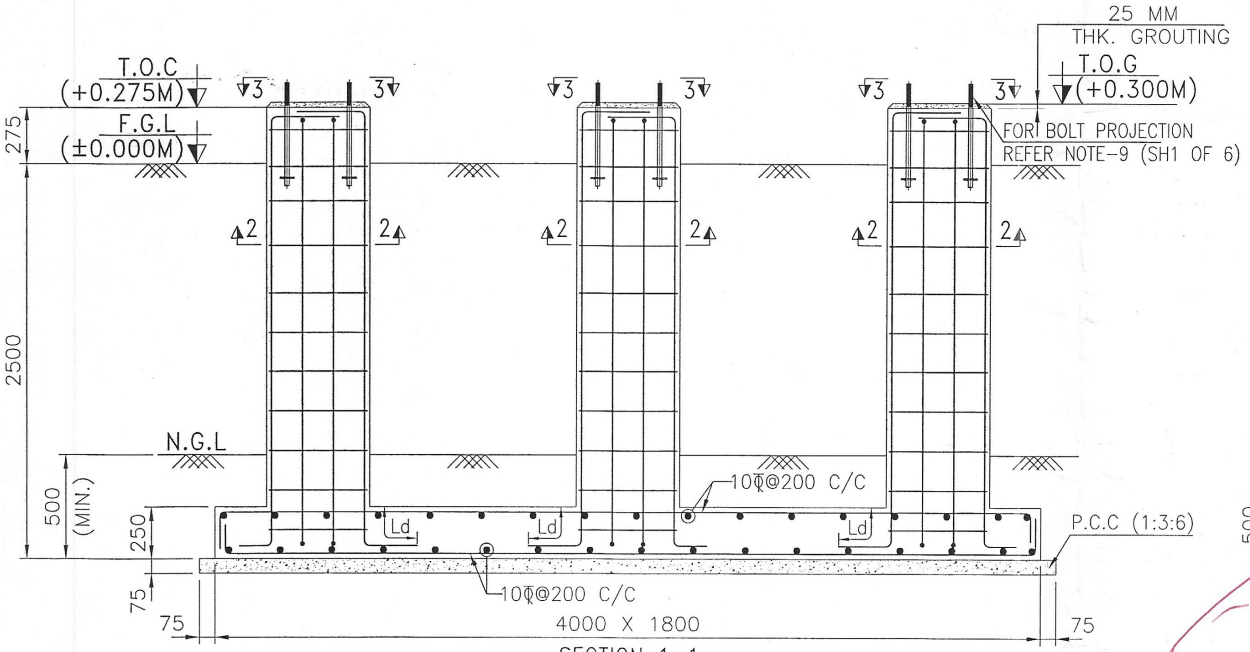

SECTION 1-1

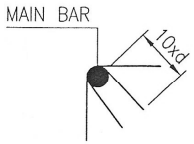

(d= DIA OF TIE BAR)

DETAIL-'B'

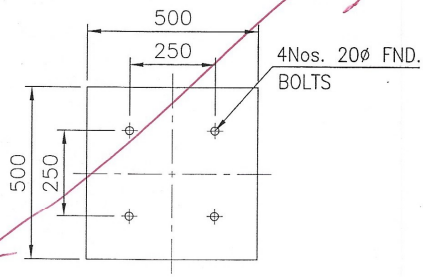

VIEW 3-3

Not a part of this approval.

NOTE

1. ALL DIMENSIONS ARE IN M.M. AND ALL LEVELS ARE IN METERS.
2. FOR NOTES REFER SHEET 01 OF 06 OF THIS DRAWING.

TOTAL FOUNDATIONS REQUIRED FOR 10 SET OF CT (10Nos. FOUNDATIONS)

TOTAL FOUNDATIONS REQUIRED FOR 01 SET OF PT (01Nos. FOUNDATIONS)

Drawing is approved subject to overall responsibility of the contractor in terms of contract agreement or, turn key for the work

Executive Engineer (Civil) B.S.P.T.C.L. 24.02.2020 Assistant Engineer (Civil) BSPTCL

25.2.20 Chief Engineer (Civil) B.S.P.T.C.L

25/02/2020 [redacted]

25.02.2020 Executive Engineer (Civil) B.S.P.T.C.L.

Bihar State Power Transmission Company Limited (BSPTCL)

Title: R.C.C DETAILS 33KV EQUIPMENT FOUNDATION FOR LA, HLA, CT, PT, BPI & ISO

Drg.No.:- CD_33KVEQPT_01-03

Scale: 1:100

Sheet: 03 OF 06

SIZE - A3